

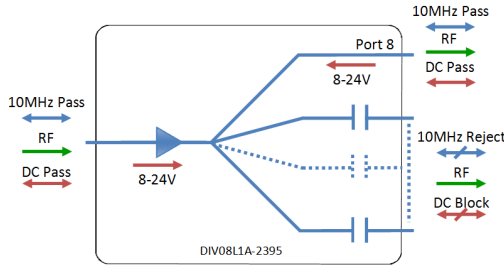


RF Components

8-way L-band Active Splitter

850 - 2150 MHz

Model Number:
DIV08L1A-2395



- Requires 8 to 24V which can be injected onto Port 1 or the common port and passes through to provide LNB bias
- All other RF ports are DC blocked
- Unity gain, flat frequency response with integral regulator

Available with RF connector options:

- 50 Ω SMA
- 50 Ω N-type
- 50 Ω BNC
- 75 Ω BNC
- 75 Ω F-type

8-24V
External DC
powering

Compact
Housed in
rugged compact
enclosure

850-2150 MHz
Operating frequency
range.

**Flexible
Mounting**
Tapped screw &
through hole
mounting options



RF Parameters						
DIV08L1A-2395		S5S5	N5N5	B5B5	B7B7	F7F7
Frequency Range		850 - 2150 MHz				
RF Connectors		50Ω SMA	50Ω N-Type	50Ω BNC	75Ω BNC	75Ω F-Type
Mean Gain (dB)		0 ± 2	0 ± 2	0 ± 2	0 ± 2.5	0 ± 2.5
Flatness ± (dB)		1.0	1.0	1.0	1.5	1.5
Input Return Loss (dB)	Typ.	20	20	20	14	14
	Min	14	14	14	8	8
Output Return Loss (dB)	Typ.	22	22	22	14	14
	Min	16	16	16	8	8
Output P1dB GCP** (dBm)	Typ.	0	0	0	0	0
	Min	-2	-2	-2	-2	-2
Isolation (dB)	Typ.	20	20	20	20	20
Output IP3 (dBm)	Typ.	10	10	10	10	10
Noise Figure (dB)	Typ.	12	12	12	12	12

10MHz Insertion loss on pass ports is 0±3dB. 10MHz Rejection is <-40dB*
 *To ports which are applicable
 **GCP (Gain Compression Point)

Broadcast



Marine Oil & Gas



SNG & VSAT



Satellite Teleport

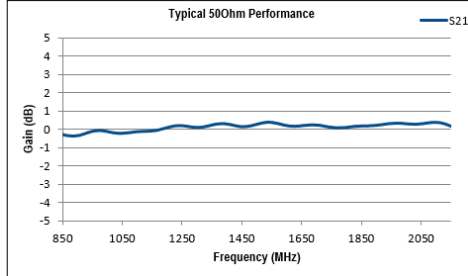




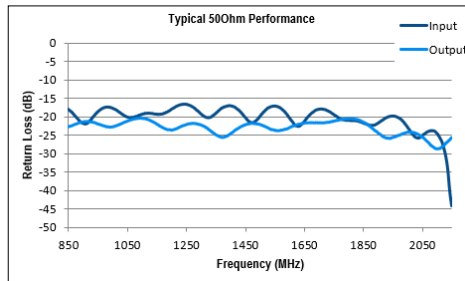
RF Components

Model Number:
DIV08L1A-2395
8-way L-band Active Splitter

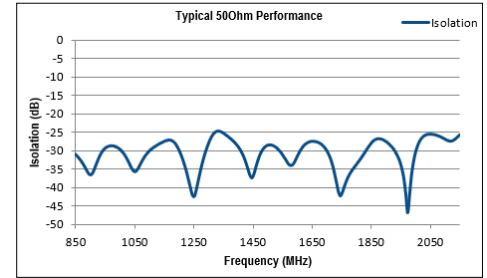
Technical specifications and operating parameters



Gain (dB)



Return Loss (dB)



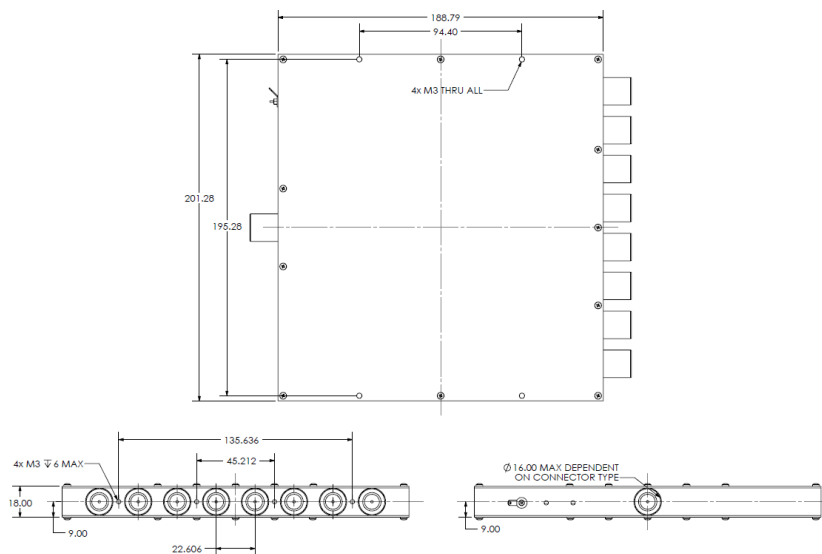
Isolation (dB)

Environmental		
Operating Temperature		0°C to +45°C
Storage Temperature		-20°C to +75°C
Location		Indoor use Only
Humidity	Max	85% non-condensing
Altitude	Max	10,000 feet

Max Operating Parameters		
Input RF Power		+16 dBm (40mW)
DC Voltage		35V on any RF port
DC Current	Max	500mA
DC Consumption		100mA Max, 80mA typical

! Operation beyond these limits may cause instantaneous and permanent damage.

Physical Dimensions (mm)



Note: The specification is subject to regular reviews and will be updated from time to time as part of our continuing product development and improved specification accuracy.

ETL SYSTEMS LIMITED
Coldwell Radio Station
Madley
Hereford
England HR2 9NE

TELEPHONE
+44 (0)1981 259020

EMAIL
info@etlsystems.com

FACSIMILE
+44 (0)1981 259021

WEB
www.etlsystems.com

